

Specifications

Nominal Voltage(V)

12V

Nominal Capacity

20 hour rate	(0.7A	to	10.50V)	14Ah
10 hour rate	(1.33A	to	10.50V)	13.3Ah
5 hour rate	(2.38A	to	10.20V)	11.9Ah
1C	(14A	to	9.60V)	8.87Ah
3C	(42A	to	9.60V)	5.6Ah

Weight

Approx. 4.3kg(9.46Lbs.)

Internal Resistance (at 1KHz)

Approx. 8 mΩ

Maximum Discharge Current for

5 seconds: 210A

Charging Methods at 25°C(77°F)

Standby use:	
Float Charging Voltage	13.5 to 13.8V
Coefficient	-3.0mV/°C/cell

Operating Temperature Range

Charge	-15°C(5°F)	to	40°C(104°F)
Discharge	-15°C(5°F)	to	50°C(122°F)
Storage	-15°C(5°F)	to	40°C(104°F)

Charge Retention (shelf life) at 20°C(68°F)

1 month	92%
3 month	90%
6 month	80%

Case Material

ABS UL94 HB
Option: Flammability resistance of (UL94 V-0)

Design Life & Standard

Expected Trickle Design Life: 6-9 years at 20°C according to Eurobat.

Terminal

F1 or F2 (Faston Tab 187 or 250)



Dimensions

Length (L)

151±1 (5.94±0.04)

Width (W)

98±1 (3.86±0.04)

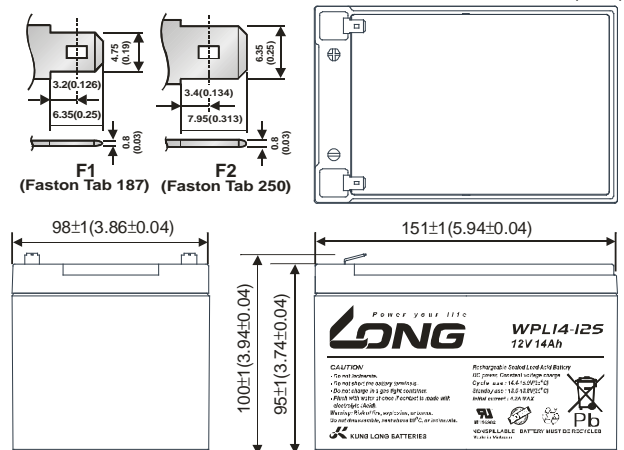
Height (H)

95±1 (3.74±0.04)

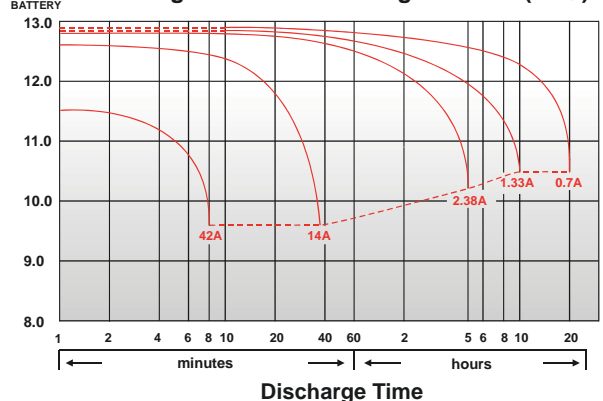
Overall Height (HT)

100±1 (3.94±0.04)

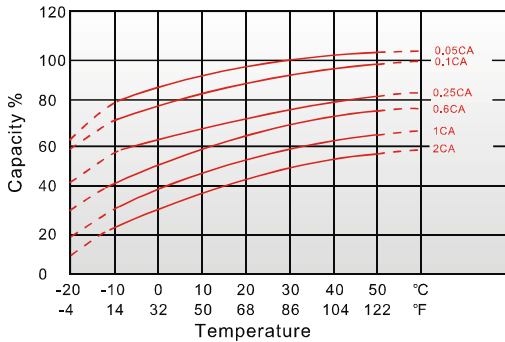
mm(inch)



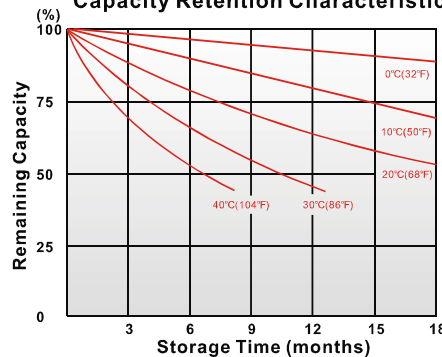
(V) Discharge Time VS. Discharge Current (25°C)



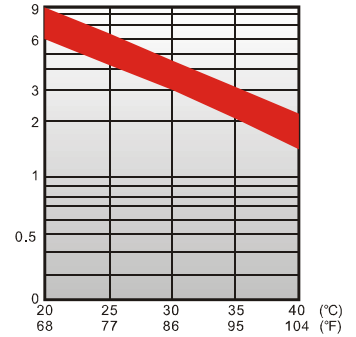
Effect of Temperature on Capacity 25°C(77°F)



Capacity Retention Characteristic



Trickle (or float) Service Life



- PERFORMANCE DATA

Discharge Rates in Watts to Various End Voltages at 25°C(77°F)

End Voltage		1.85V	1.80V	1.75V	1.70V	1.67V	1.65V	1.60V
5	min	98.9	107.5	116	121	125	127	129
10	min	62.3	72.5	79.0	81.0	81.7	82.0	82.2
15	min	45.7	47.5	49.0	50.2	51.0	51.4	51.8
30	min	28.8	30.8	32.0	33.0	33.7	34.2	34.7
60	min	17.0	17.9	18.3	18.7	19.0	19.3	19.5
120	min	9.58	9.93	10.2	10.5	10.7	10.9	11.0
180	min	6.85	7.07	7.22	7.35	7.43	7.49	7.54
240	min	5.37	5.52	5.63	5.73	5.8	5.84	5.88
300	min	4.58	4.7	4.78	4.85	4.89	4.92	4.94
600	min	2.43	2.53	2.58	2.63	2.65	2.67	2.68
1200	min	1.28	1.30	1.32	1.33	1.34	1.35	1.36

- Discharge Rates in Amperes to Various End Voltages at 25°C(77°F)

End Voltage		1.85V	1.80V	1.75V	1.70V	1.67V	1.65V	1.60V
5	min	44.5	49.9	53.9	58.0	60.5	62.9	65.2
10	min	31.5	33.7	35.8	37.4	38.8	39.9	40.8
15	min	22.9	24.4	25.5	26.8	27.7	28.2	28.6
30	min	13.6	14.2	14.8	15.3	15.6	15.9	16.1
60	min	8.67	9.09	9.42	9.69	9.83	9.92	10.0
120	min	4.60	4.81	4.92	5.04	5.15	5.26	5.35
180	min	3.38	3.47	3.54	3.60	3.66	3.70	3.72
240	min	2.61	2.66	2.73	2.79	2.84	2.87	2.90
300	min	2.22	2.31	2.38	2.4	2.41	2.42	2.43
600	min	1.19	1.32	1.40	1.41	1.42	1.43	1.44
1200	min	0.651	0.692	0.705	0.719	0.725	0.730	0.735

All data on the spec. sheet is an average value:

The tolerance range : X<6min(+15%~-15%), 6min ≤ X < 10min(+12%~-12%), 10min ≤ X < 60min(+8%~-8%), X ≥ 60min(+5%~-5%)

200521-1B