

For standby power supplies

Specifications

Nominal Voltage(V)

12V

Nominal Power

15 min rate (204W to 9.60V) 51Wh

Nominal Capacity

5 hour rate	(1.36A to 10.20V)	6.80Ah
1 C	(8A to 9.60V)	4.27Ah
3 C	(24A to 9.60V)	2.80Ah

Weight

Approx. 2.5kg(5.5Lbs.)

Internal Resistance (at 1KHz)

Approx. 12 mΩ

Maximum Discharge Current for

5 seconds: 120A

Charging Methods at 25°C(77°F)

Maximum Charging Current :	2.4A
Standby use:	
Float Charging Voltage	13.5 to 13.8V
Coefficient	-3.0mV/°C/cell

Operating Temperature Range

Charge	-15°C(5°F)	to	40°C(104°F)
Discharge	-15°C(5°F)	to	50°C(122°F)
Storage	-15°C(5°F)	to	40°C(104°F)

Charge Retention (shelf life) at 20°C(68°F)

1 month	92%
3 month	90%
6 month	80%

Case Material

ABS UL94 HB
Option: Flammability resistance of (UL94 V-0)

Design Life

3-5 Years.

Terminal

F1 or F2 (Faston Tab 187 or 250)



Dimensions

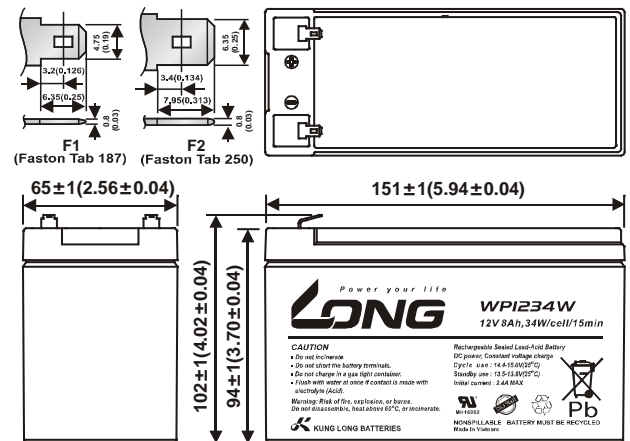
Length (L) 151 ± 1 (5.94 ± 0.04)

Width (W) 65 ± 1 (2.56 ± 0.04)

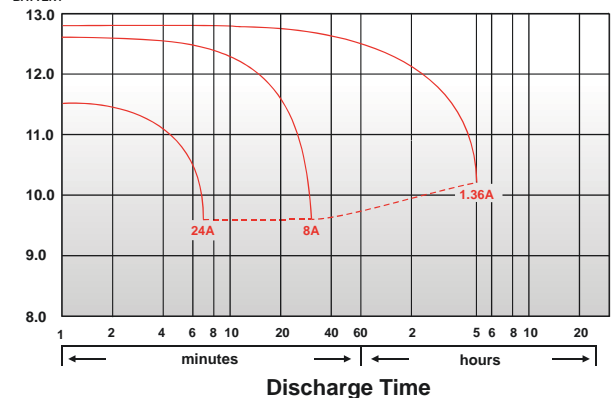
Height (H) 94 ± 1 (3.70 ± 0.04)

Overall Height (HT) 102 ± 1 (4.02 ± 0.04)

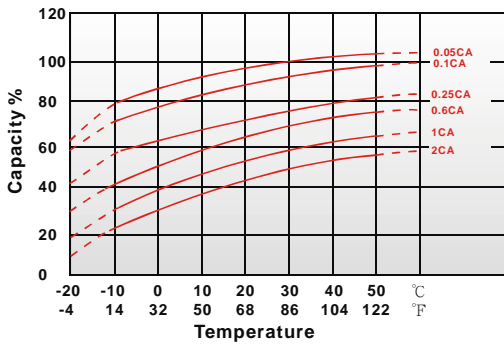
mm(inch)



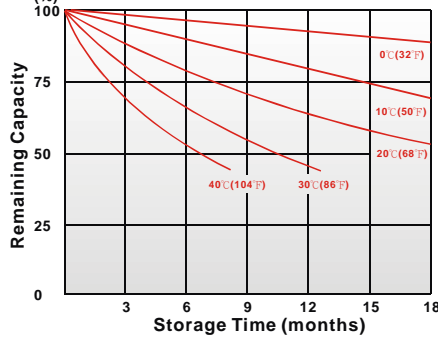
(v) Discharge Time VS. Discharge Current (25°C)



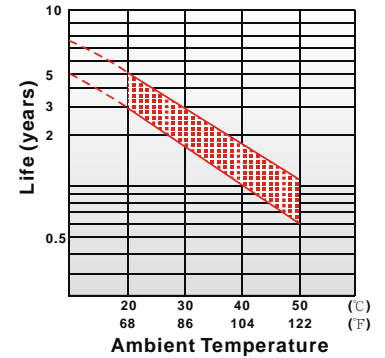
Effect of Temperature on Capacity 25°C (77°F)



Capacity Retention Characteristic



Trickle (or float) Service Life



- PERFORMANCE DATA

Discharge Rates in Watts to Various End Voltages at 25°C (77°F)

End Voltage		1.85V	1.80V	1.75V	1.70V	1.67V	1.65V	1.60V
Time								
5	min	54.6	59.0	63.0	66.4	69.2	70.8	72.0
10	min	35.3	38.3	41.2	43.6	44.8	45.7	46.6
15	min	29.1	30.6	31.7	32.7	33.6	34.2	34.8
30	min	15.0	15.9	16.7	17.4	17.7	18.0	18.2
60	min	9.77	10.2	10.5	10.8	11.0	11.1	11.2
120	min	5.29	5.45	5.58	5.70	5.75	5.80	5.83
180	min	4.12	4.26	4.40	4.53	4.61	4.67	4.72
240	min	3.33	3.46	3.56	3.66	3.72	3.77	3.81
300	min	2.83	2.93	2.99	3.04	3.07	3.10	3.12
600	min	1.59	1.65	1.68	1.71	1.73	1.75	1.76
1200	min	0.836	0.864	0.884	0.889	0.893	0.897	0.900

- Discharge Rates in Amperes to Various End Voltages at 25°C (77°F)

End Voltage		1.85V	1.80V	1.75V	1.70V	1.67V	1.65V	1.60V
Time								
5	min	29.6	31.9	34.3	36.0	37.0	38.1	39.2
10	min	18.4	20.2	21.6	22.4	23.1	23.6	24.0
15	min	13.8	14.6	15.4	16.2	16.6	17.0	17.3
30	min	7.90	8.29	8.71	9.16	9.47	9.64	9.77
60	min	5.07	5.18	5.26	5.34	5.37	5.41	5.46
120	min	2.58	2.67	2.72	2.78	2.82	2.85	2.87
180	min	2.08	2.14	2.19	2.22	2.25	2.27	2.29
240	min	1.66	1.71	1.73	1.76	1.78	1.79	1.80
300	min	1.45	1.49	1.51	1.53	1.54	1.55	1.56
600	min	0.819	0.833	0.846	0.857	0.863	0.869	0.875
1200	min	0.423	0.438	0.446	0.451	0.455	0.457	0.461

All data on the spec. sheet is an average value:

The tolerance range : $X < 6\text{min}$ (+15%~-15%), $6\text{min} \leq X < 10\text{min}$ (+12%~-12%), $10\text{min} \leq X < 60\text{min}$ (+8%~-8%), $X \geq 60\text{min}$ (+5%~-5%)

041019-1B