

### ⚡ Specifications

#### Nominal Voltage(V)

12V

#### Nominal Capacity

10 hour rate	(10A	to	10.80V)	100Ah
5 hour rate	(17A	to	10.20V)	85Ah
1 hour rate	(60A	to	9.60V)	60Ah
1 C	(100A	to	9.60V)	63.3Ah

#### Weight

Approx. 34.5kg(75.9Lbs.)

#### Internal Resistance (at 1KHz)

Approx. 5 mΩ

#### Maximum Discharge Current for

5 seconds: 1200A

#### Charging Methods at 25°C(77°F)

Cycle use:	
Charging Voltage	14.4 to 15.0V
Coefficient -5.0mV/°C/cell	
Maximum Charging Current :	30A
Standby use:	
Float Charging Voltage	13.5 to 13.8V
Coefficient -3.0mV/°C/cell	

#### Operating Temperature Range

Charge	-15°C(5°F)	to	40°C(104°F)
Discharge	-15°C(5°F)	to	50°C(122°F)
Storage	-15°C(5°F)	to	40°C(104°F)

#### Charge Retention (shelf life) at 20°C(68°F)

1 month	98%
3 month	94%
6 month	85%

#### Case Material

ABS UL94 HB  
Option: Flammability resistance of (UL94 V-0)



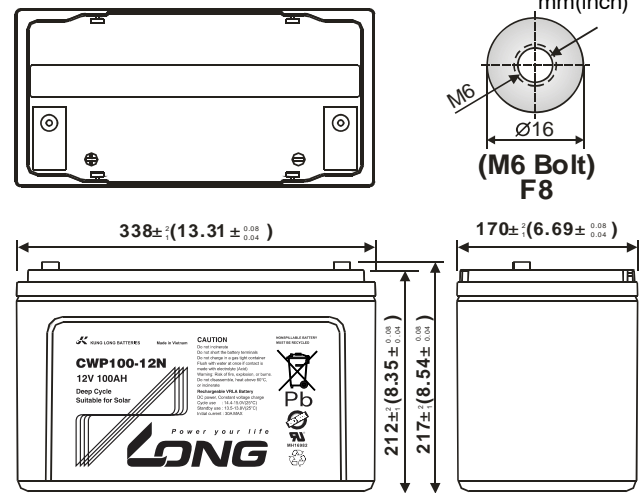
### ⚡ Dimensions

Length (L)	338+2-1 (13.31+0.08-0.04)
Width (W)	170+2-1 (6.69+0.08-0.04)
Height (H)	212+2-1 (8.35+0.08-0.04)
Overall Height (HT)	217+2-1 (8.54+0.08-0.04)

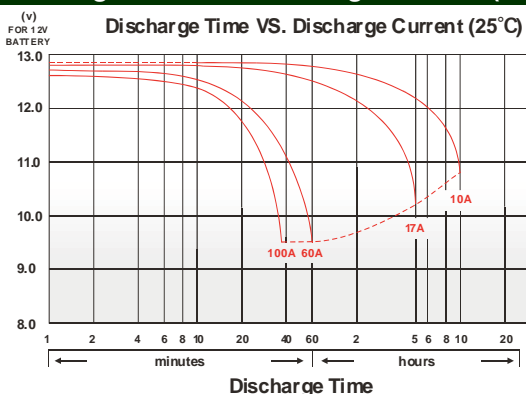
Terminal F8

#### Description of torque value of hard ware for the terminals:

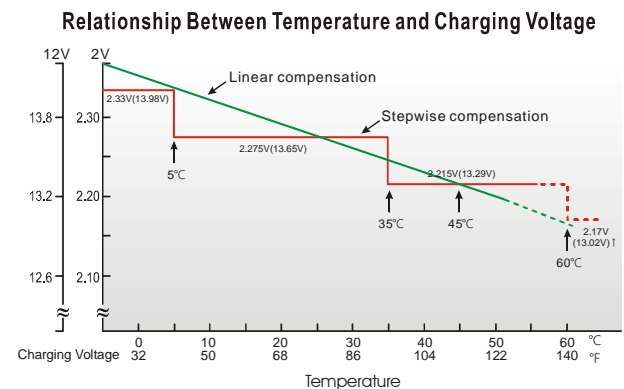
Recommended torque value	M6: 7 N-m (71kgf-cm)
Maximum allowable torque value	M6: 9 N-m (92kgf-cm)



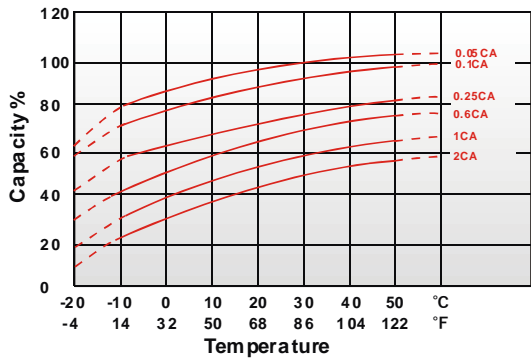
### Discharge Time VS. Discharge Current (25°C)



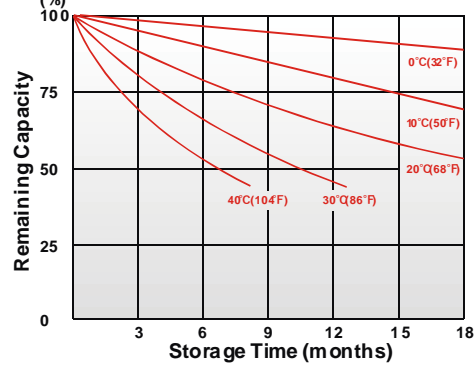
### Relationship Between Temperature and Charging Voltage



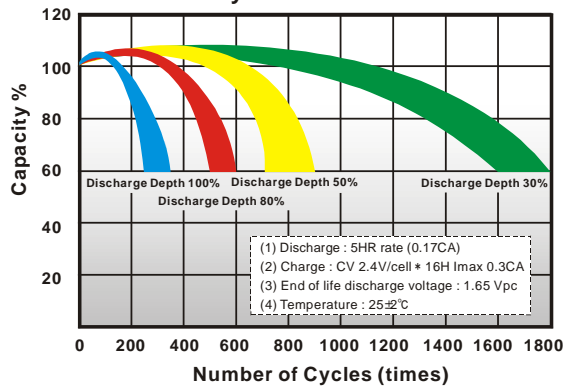
Effect of Temperature on Capacity 25°C (77°F)



Capacity Retention Characteristic



Cycle Service Life



**- PERFORMANCE DATA**

**Discharge Rates in Watts to Various End Voltages at 25°C(77°F)**

End Voltage		1.85V	1.80V	1.75V	1.70V	1.67V	1.65V	1.60V
<b>Time</b>								
10	min	349	379	406	430	441	454	476
15	min	278	300	319	337	347	355	369
30	min	163	174	183	190	195	199	205
60	min	113	117	120	123	124	125	127
120	min	66.8	69.5	71.7	73.7	75.3	76.5	77.7
180	min	47.3	49.3	51.3	53.2	54.3	55.2	55.8
240	min	35.7	37.7	39.3	41.0	42.3	43.2	44.0
300	min	31.5	32.7	33.7	34.5	35.3	36.0	36.8
600	min	17.8	18.8	19.7	20.3	20.8	21.3	21.7
1200	min	10.4	10.8	11.1	11.3	11.3	11.3	11.5

**- Discharge Rates in Amperes to Various End Voltages at 25°C(77°F)**

End Voltage		1.85V	1.80V	1.75V	1.70V	1.67V	1.65V	1.60V
<b>Time</b>								
10	min	167	195	216	233	240	249	264
15	min	124	144	164	175	182	191	201
30	min	74.9	83.6	93.9	102	107	111	115
60	min	45.7	50.7	56.8	59.2	63.2	64.3	65.2
120	min	27.1	29.8	32.9	35.8	38.2	40.3	42.1
180	min	22.6	23.8	24.7	25.8	26.2	26.6	27.3
240	min	18.4	19.2	19.9	20.4	20.7	21.2	21.7
300	min	16.3	17.1	17.6	17.8	17.9	18.0	18.2
600	min	9.72	10.1	10.3	10.5	10.6	10.7	10.8
1200	min	5.10	5.27	5.39	5.47	5.54	5.59	5.63

All data on the spec. sheet is an average value:

The tolerance range :  $X < 6\text{min}$ (+15%~-15%),  $6\text{min} \leq X < 10\text{min}$ (+12%~-12%),  $10\text{min} \leq X < 60\text{min}$ (+8%~-8%),  $X \geq 60\text{min}$ (+5%~-5%)

200820-1C