

⚡ Specifications

Nominal Voltage(V)

12V

Nominal Capacity at 20°C (68°F)

20 hour rate	(7.5A to 10.80V)	150Ah
10 hour rate	(15A to 10.80V)	150Ah
5 hour rate	(26A to 10.20V)	130Ah
3 hour rate	(38.3A to 10.20V)	115Ah
1 hour rate	(95A to 9.60V)	95Ah

Weight

Approx. 50kg(110Lbs.)

Internal Resistance (at 1KHz)

Approx. 5.0 mΩ

Maximum Discharge Current for

5 seconds: 1500A

Charging Methods at 25°C (77°F)

Maximum Charging Current :	45A
Boost Charging Voltage	14.4 to 15.0V
Boost Charge Time	8-9Hr
Float Charging Voltage	13.5 to 13.8V
Coefficient	-3.0mV/°C/cell

Operating Temperature Range

Charge	-15°C (5°F)	to	50°C (122°F)
Discharge	-15°C (5°F)	to	50°C (122°F)
Storage	-15°C (5°F)	to	50°C (122°F)

Charge Retention (shelf life) at 20°C (68°F)

1 month	97%
3 month	94%
6 month	85%

Case Material


ABS UL94 V-0

Design Life & Standard

Expected Trickle Design Life: 12-15 years at 20°C according to Eurobat.

Terminal

F18



⚡ Dimensions

Length (L) 550±3 (21.65±0.12)

Width (W) 110±3 (4.33±0.12)

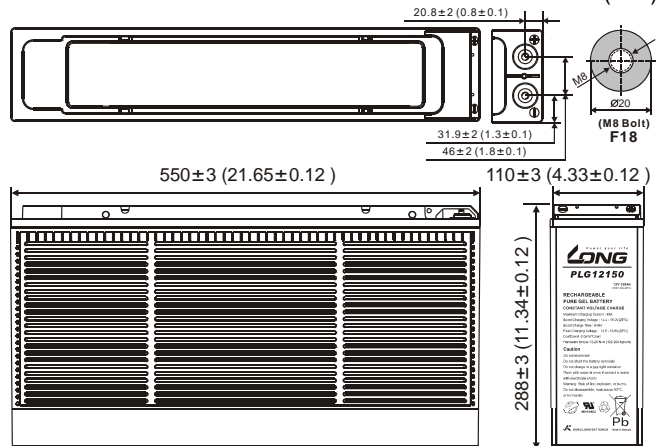
Height (H) 288±3 (11.34±0.12)

Overall Height (HT) 288±3 (11.34±0.12)

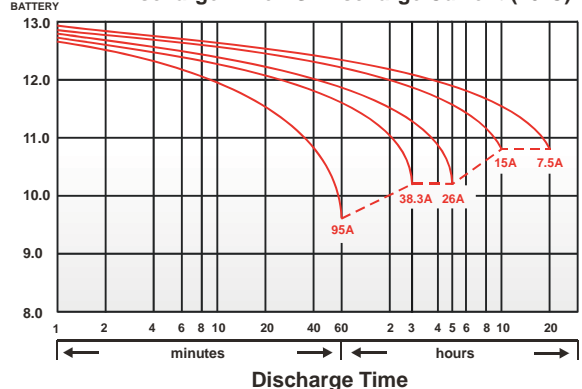
Description of torque value of hard ware for the terminals:

Recommended torque value	M8:12 N-m (122 kgf-cm)
Maximum allowable torque value	M8:20 N-m (204 kgf-cm)

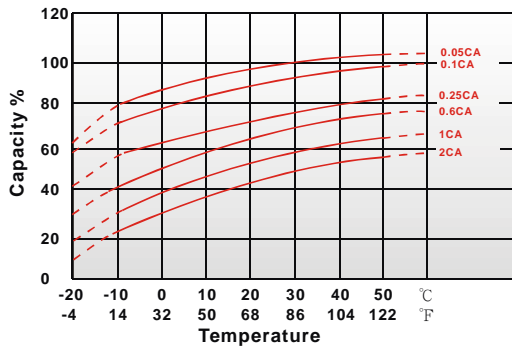
mm(inch)



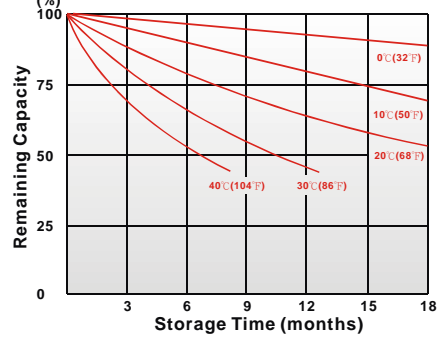
(V) FOR 12V BATTERY Discharge Time VS. Discharge Current (20°C)



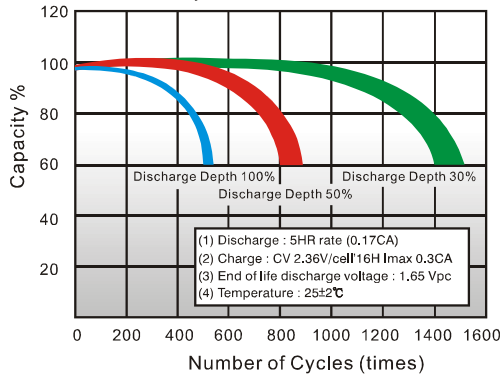
Effect of Temperature on Capacity 25°C(77°F)



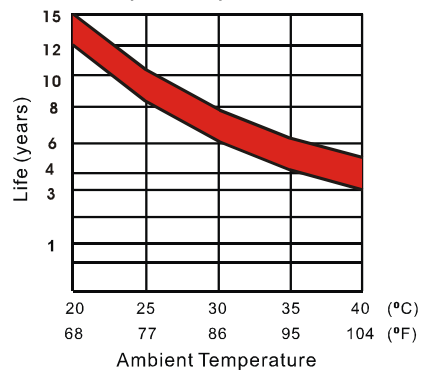
Capacity Retention Characteristic



Cycle Service Life



Trickle (or float) Service Life



- PERFORMANCE DATA

Discharge Rates in Watts to Various End Voltages at 20°C(68°F)

End Voltage		1.85V	1.80V	1.75V	1.70V	1.67V	1.65V	1.60V
Time								
15	min	324	399	450	483	493	503	514
30	min	191	236	266	286	292	297	304
60	min	159	170	177	181	182	183	184
120	min	83.7	88.9	91.6	93.8	94.6	95.6	96.9
180	min	65.4	69.4	72.2	74.2	75.0	75.8	76.6
240	min	54.4	57.3	59.2	60.8	61.3	61.9	62.6
300	min	45.9	48.5	50.4	51.5	51.9	52.4	52.9
480	min	33.5	34.6	36.1	37.1	37.4	37.7	38.1
600	min	28.9	31.2	31.6	31.9	31.9	31.9	31.8
1200	min	14.7	15.8	15.9	16.3	16.5	16.6	16.7

- Discharge Rates in Amperes to Various End Voltages at 20°C(68°F)

End Voltage		1.85V	1.80V	1.75V	1.70V	1.67V	1.65V	1.60V
Time								
15	min	189	230	257	276	281	287	294
30	min	104	129	145	156	159	162	166
60	min	80.2	87.4	90.2	92.3	93.1	93.9	95
120	min	41.4	47.3	49.8	51.6	52.3	53.1	54.1
180	min	30.2	35	36.9	38.3	38.8	39.4	40.1
240	min	25.9	28.6	29.9	30.9	31.2	31.6	32
300	min	22.3	24.2	25.2	26	26.2	26.5	26.7
480	min	15.6	16.5	17	17.3	17.4	17.6	17.7
600	min	14.2	15	15.1	15.2	15.3	15.4	15.5
1200	min	7.1	7.5	7.55	7.6	7.65	7.7	7.75

All data on the spec. sheet is an average value:

The tolerance range : X<6min(+15%~-15%), 6min≤X<10min(+12%~-12%), 10min≤X<60min(+8%~-8%), X≥60min(+5%~-5%)

020321-1E